

Media release

## Almost 11 percent of agricultural land in the European Union is organically farmed

The European Union's organic area continued to grow steadily in 2023, reaching 17.7 million hectares, which accounts for 10.9 percent of the total farmland. Retail sales experienced a growth of 3.6 percent in the EU. The latest data on organic agriculture in Europe, published in the FiBL yearbook *The World of Organic Agriculture*, will be presented at BIOFACH, the world's leading trade fair for organic food, on Tuesday, February 11, 2025, from 3:45 to 4:45 pm (CET).

(Frick, February 11, 2025) In 2023, 19.5 million hectares of farmland in Europe were organically farmed, including 17.7 million hectares within the European Union (EU). Spain overtook France as the country with the largest area of organic farmland, reaching 3.0 million hectares. France followed with 2.8 million hectares, while Italy recorded 2.5 million hectares.

### Continued growth in organically farmed land

Organic farmland increased by 3.6 percent in the EU and by 4.1 percent in Europe. Compared to 2022, Spain and Ukraine reported the largest increases, with an additional 0.3 million hectares and 0.2 million hectares, respectively.

### Liechtenstein had the world's highest share of organic farmland

In 2023, organic farmland in Europe constituted 3.9 percent of the total agricultural land, while it accounted for 10.9 percent in the European Union. Among European countries and globally, Liechtenstein had the highest organic area share at 44.6 percent. They were followed by Austria, the EU country with the highest organic share at 27.3 percent. Sixteen European countries reported that at least 10 percent of their farmland was organic.

### Organic producers in the EU increased by almost 2 percent

There were almost 495,000 organic producers in Europe and nearly 435,000 in the EU in 2023, representing a one-year increase of 1.4 and 1.8 percent, respectively. Italy had the highest number with 84,191.

In Europe, there were 94,627 processors, while the EU had 89,379. Additionally, 7,955 importers were counted in Europe, with 6,727 in the European Union. Italy had the highest number of processors, nearly 25,000, while Germany led in the number of importers with almost 2,000.

## **Retail sales valued at 54.7 billion euros in Europe**

In 2023, retail sales of organic products in Europe reached a total of 54.7 billion euros, including 46.5 billion euros within the European Union. Germany remained the largest market, with sales totalling 16.1 billion euros. Globally, the EU was the second largest single market for organic products, after the United States, which reported sales of 59.0 billion euros.

After a slight decline in 2022, the European market grew by 3.0 percent in 2023 (EU: 2.9 percent), equivalent to an increase of 1.6 billion euros (EU: 1.2 billion euros). While most countries reported single-digit growth, sales in Estonia and the Netherlands saw double-digit increases (+13.0 percent and +12.5 percent, respectively).

## **European consumers spent 66 euros per person on organic food in 2023**

In 2023, consumers in Europe spent an average of 66 euros on organic food per person (104 euros in the EU). Consumer spending on organic food per capita doubled in the decade from 2014 to 2023. In 2023, Swiss and Danish consumers spent the most on organic food, with 437 and 362 euros per capita, respectively.

## **Denmark had the highest organic market share in the world**

In 2023, European countries continued to achieve the highest organic market shares worldwide. Denmark maintained its leading position with an organic market share of 11.8 percent, followed closely by Switzerland with 11.6 percent.

## Contacts

- Helga Willer  
Research Institute of Organic Agriculture FiBL  
Ackerstrasse 113, 5070 Frick, Switzerland  
Phone +41 (0)79 218 06 26  
[helga.willer@fibl.org](mailto:helga.willer@fibl.org), [www.fibl.org](http://www.fibl.org)
- Diana Schaack  
Agricultural Market Information Company (AMI)  
Dreizehnmorgenweg 10, 53175 Bonn, Germany  
Phone +49 228 33805-0  
[diana.schaack@ami-informiert.de](mailto:diana.schaack@ami-informiert.de), [www.ami-informiert.de](http://www.ami-informiert.de)

## Download, infographics and online databases

- Download the statistical yearbook “The World of Organic Agriculture 2025”  
<https://www.organic-world.net/yearbook/yearbook-2025.html>
- Infographics  
[www.organic-world.net/yearbook/yearbook-2025/infographics.html](http://www.organic-world.net/yearbook/yearbook-2025/infographics.html)
- FiBL statistics on organic agriculture worldwide  
<https://statistics.fibl.org>

## Links

- [www.fibl.org](http://www.fibl.org): Website of FiBL, the Research Institute of Organic Agriculture
- [www.ami-informiert.de](http://www.ami-informiert.de): Website of AMI, the Agricultural Market Information Company
- [www.biofach.de](http://www.biofach.de): Website of BIOFACH

## This media release online

This media release and infographics can be accessed online at  
<https://www.fibl.org/en/info-centre/media.html>.

## **Session “The European Market for Organic Food” at the BIOFACH Congress**

Tuesday, February 11, 2025, 3:45 to 4:45 pm CET, Room Istanbul (NCC East), Forum Biofach, BIOFACH Congress, NürnbergMesse

### **Speakers**

- Dr. Helga Willer, Research Institute of Organic Agriculture FiBL, Switzerland
- Jan Trávníček, Research Institute of Organic Agriculture FiBL, Switzerland
- Diana Schaack, Agrarmarkt Informations-Gesellschaft mbH, Germany
- Laurence Foret Hohn, Agence Bio, France
- Lee Holdstock, Soil Association Certification, United Kingdom
- Prof. Dr. Raffaele Zanolì and Prof. Dr. Francesco Solfanelli, Università Politecnica delle Marche (UNIVPM), Italy

More information: <https://biofach.fibl.org/en/biofach-all/biofach-2025#c75784>

### **Acknowledgements**

The European data collection is part of the global survey on organic agriculture, supported by the Swiss State Secretariat for Economic Affairs, the Coop Sustainability Fund, Bio Suisse, and NürnbergMesse/BIOFACH. Some of this work was conducted within the framework of the OrganicTargets4EU project, funded by the European Union (Grant No. 101060368) and the Swiss State Secretariat for Education, Research and Innovation (SERI) (Grant No. 22.00155). The views and opinions expressed in this press release do not necessarily reflect those of the aforementioned supporters.

### **About FiBL**

The Research Institute of Organic Agriculture FiBL is one of the world’s leading institutes in the field of organic agriculture. FiBL’s strengths lie in its interdisciplinary research, innovations developed jointly with farmers and the food industry, and rapid knowledge transfer. The FiBL Group currently includes FiBL Switzerland (founded in 1973), FiBL Germany (2001), FiBL Austria (2004), ÖMKi (Hungarian Research Institute of Organic Agriculture, 2011), FiBL France (2017) and FiBL Europe (2017), which is jointly supported by the five national institutes. FiBL employs more than 400 staff at its various locations.

[www.fibl.org](http://www.fibl.org)

## Europe and the European Union: Key indicators 2023

Indicator	Europe	European Union	Top 3 countries in Europe
<b>Organic farmland</b>	19.5 million hectares (ha)	17.7 million ha	Spain (3.0 million ha) France (2.8 million ha) Italy (2.5 million ha)
<b>Organic share of total farmland</b>	3.9 %	10.9 %	Liechtenstein (44.6%) Austria (27.3%) Estonia (22.9%)
<b>Increase in organic farmland 2022-2023</b>	0.77 million ha	0.62 million ha	Spain (+0.32 million ha) Ukraine (+0.21 million ha) Italy (+0.10 million ha)
<b>%-Increase in organic farmland</b>	4.1%	3.6%	Ireland (+86.7%) Ukraine (+78.7%) Moldova (+45.0%)
<b>Land use</b>	Arable crops: 8.4 million ha; Permanent crops: 2.5 million ha; Permanent grassland: 7.8 million ha	Arable crops: 7.7 million ha Permanent crops 2.3 million ha Permanent grassland: 7.4 million ha	
<b>Wild collection area</b>	10.6 million ha	7.1 million ha	Finland (6.9 million ha) Russian Federation (0.8 million ha) Serbia (0.6 million ha) Italy (84,191)
<b>Producers</b>	494,624	434,577	France (61,167) Greece (58,691) Italy (24,800)
<b>Processors</b>	94,627	89,379	Germany (22,382) France (20,141)
<b>Importers</b>	7,955	6,727	Germany (1,971) France (722) Switzerland (717)
<b>Retail sales</b>	54.7 billion euros	46.5 billion euros	Germany (16.1 billion euros) France (12.1 billion euros) Switzerland (4.2 billion euros)
<b>Development of retail sales 2022-2023</b>	+3.0%	+2.9%	Estonia (13.0 %) Netherlands (12.5 %) Belgium (9.0 %)
<b>Organic share of the total market</b>	No data	No data	Denmark (11.8 %) Switzerland (11.6 %) Austria (11.0 %)
<b>Per capita consumption</b>	66 euros	104 euros	Switzerland (468 euros) Denmark (362 euros) Austria (292 euros)
<b>EU organic imports</b>		2.48 million metric tons (MT)	Netherlands (0.80 million MT) Germany (0.42 million MT) France (0.27 million MT)
<b>Exports to EU</b>		Bananas (0.70 million MT) Oilcake (0.18 million MT) Soybeans (0.16 million MT)	Ecuador (0.36 million MT) China (0.20 million MT) Dom. Rep. (0.19 million MT)

Source: FiBL-AMI survey 2025.

# Organic Agriculture in Europe 2023

## Organic Farmland



## Organic Producers

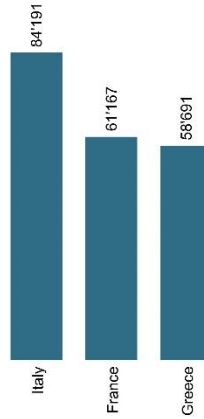
The number of organic producers is increasing



## Farmland in million (M) hectares Top 3 countries



## Number of producers Top 3 countries

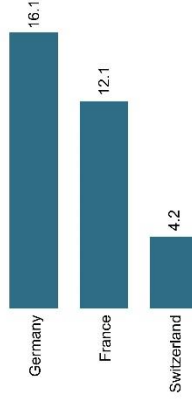


## Organic Market

The European market increased slightly in 2022/2023



## Market in billion euros Top 3 countries



## Market growth in percent Top 3 countries 2022/2023




# Organic Agriculture in the European Union 2023

## Organic Farmland



## Organic Producers

The number of organic producers is increasing

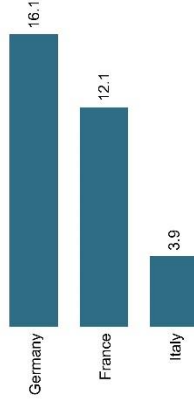


## Organic Market

The European Union's market increased slightly in 2022/2023



Market in billion euros  
Top 3 countries



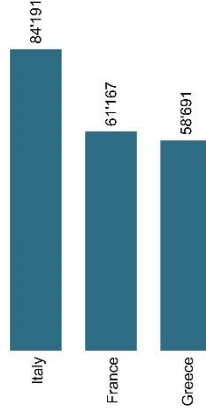
Market growth in percent  
Top 3 countries 2022/2023



Farmland in million hectares  
Top 3 countries



Number of producers  
Top 3 countries

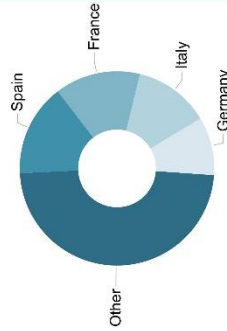




## EUROPE: ORGANIC FARMLAND 2023



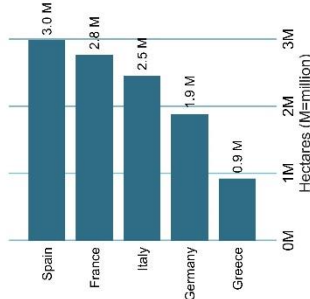
Four countries hold more than half of Europe's organic agricultural area.



Distribution of organic agricultural land by country 2023



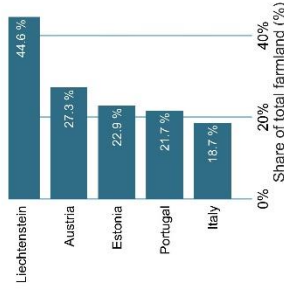
The countries with the largest organic agricultural area were Spain, France and Italy.



The 5 countries with the largest areas of organic agricultural land 2023



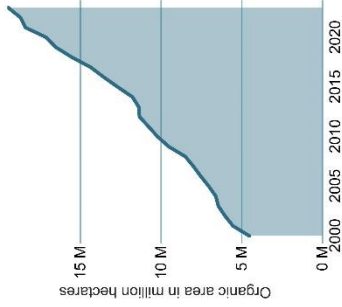
16 countries had 10 % or more of their agricultural land under organic management.



Top 5 countries with an organic share of more than 10 % of total agricultural land 2023



In 2023, about 767'000 hectares more were reported compared with 2022.



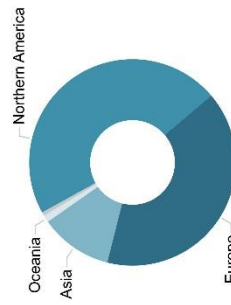
Growth of the organic agricultural land 2000-2023



## EUROPE: ORGANIC RETAIL SALES 2023



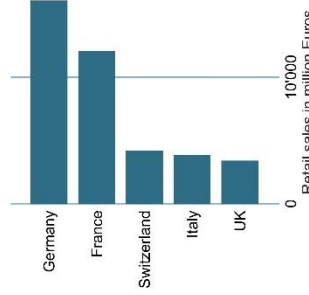
By continent, North America had the lead with 63.9 billion (bn) €, followed by Europe (54.7 billion €) and Asia (15.5 billion €).



Distribution of retail sales by region 2023



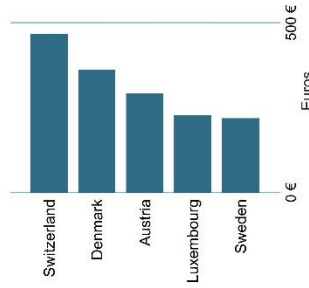
The European countries with the largest markets for organic food were Germany (16.1 billion €), France (12.1 billion €), Switzerland (4.2 billion €) and Italy (3.8 billion €) and UK (3.4 billion €).



The top 5 countries with the largest markets for organic food in 2023



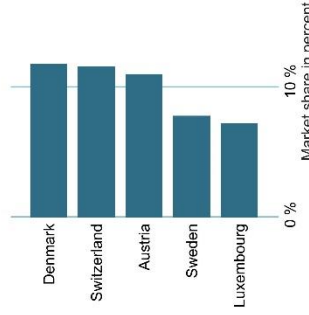
Switzerland had the highest per capita consumption worldwide, followed by Denmark, Austria, Luxembourg and Sweden.



Top 5 countries with the highest per capita consumption 2023



The highest organic share of the total market was in Denmark, followed by Switzerland, Austria, Sweden, and Luxembourg.



The 5 countries with the highest organic shares of the total market in 2023